



COLLIERS

CLAMPS - ROHRSCHELLEN



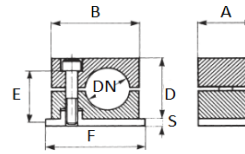
Colliers SERIE STANDARD

Colliers SERIE STANDARD

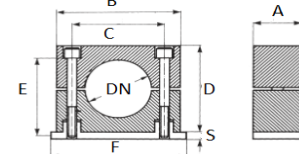
Standard clamps
Rohrschellen, Standardbaureihe



Module 0



Module 1-2-3-4-5-6



Module	DN	Réf.Polypropylène T° -30 +90°C	Réf.Polyamide T° -40 +120°C	Réf.Aluminium 300°C minimum	A	B	C	D	E	F	S	Poids	BOX
0	06	CO-PP006	CO-PA006	CO-AL006	30	28	-	27	M6X20	31,5	3	-	50
	08	CO-PP008	CO-PA008	CO-AL008									
	10	CO-PP010	CO-PA010	CO-AL010									
	12	CO-PP012	CO-PA012	CO-AL012									
1	06	CO-PP106	CO-PA106	CO-AL106	30	34	20	27	M6X20	41	3	-	50
	06,4	CO-PP106,4	CO-PA106,4	CO-AL106,4									
	0,8	CO-PP108	CO-PA108	CO-AL108									
	9,5	CO-PP109,5	CO-PA109,5	CO-AL109,5									
	10	CO-PP110	CO-PA110	CO-AL110									
	12	CO-PP112	CO-PA112	CO-AL112									
2	12,7	CO-PP212,7	CO-PA212,7	CO-AL212,7	30	40	26	33	M6X25	46	3	-	50
	1/4"	CO-PP213	CO-PA213	CO-AL213									
	14	CO-PP214	CO-PA214	CO-AL214									
	15	CO-PP215	CO-PA215	CO-AL215									
	16	CO-PP216	CO-PA216	CO-AL216									
	3/8"	CO-PP217	CO-PA217	CO-AL217									
	18	CO-PP218	CO-PA218	CO-AL218									
	19	CO-PP219	CO-PA219	CO-AL219									
3	19	CO-PP319	CO-PA319	CO-AL319	30	48	33	35	M6X30	54	3	-	50
	20	CO-PP320	CO-PA320	CO-AL320									
	1/2"	CO-PP321	CO-PA321	CO-AL321									
	22	CO-PP322	CO-PA322	CO-AL322									
	25	CO-PP325	CO-PA325	CO-AL325									
4	25,4	CO-PP325,4	CO-PA325,4	CO-AL325,4	30	57	40	42	M6X35	61	3	-	25
	3/4"	CO-PP426,9	CO-PA426,9	CO-AL426,9									
	28	CO-PP428	CO-PA428	CO-AL428									
	30	CO-PP430	CO-PA430	CO-AL430									
5	32	CO-PP432	CO-PA432	CO-AL432	30	68	52	58	M6X50	73	3	-	25
	1"	CO-PP533,7	CO-PA533,7	CO-AL533,7									
	35	CO-PP535	CO-PA535	CO-AL535									
	38	CO-PP538	CO-PA538	CO-AL538									
	40	CO-PP540	CO-PA540	CO-AL540									
	42	CO-PP542	CO-PA542	CO-AL542									
	1 1/4"	CO-PP542,4	CO-PA542,4	CO-AL542,4									
45	CO-PP545	CO-PA545	CO-AL545										
6	44,5	CO-PP644,5	CO-PA644,5	CO-AL644,5	30	86	66	66	M6X60	89	3	-	25
	1 1/2"	CO-PP648,3	CO-PA648,3	CO-AL648,3									
	50,8	CO-PP650,8	CO-PA650,8	CO-AL650,8									

Noir CO-PP--N

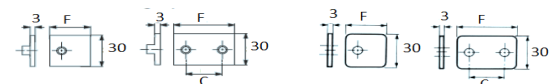
Plaque à souder

Lower plate
Anschweißplatte



Plaque supérieure

Upper plate
Adbeckplatte



Module	DN	Plaque à souder Acier	Plaque à souder Inox	Plaque supérieure Acier	Plaque supérieure Inox	Plaque à souder				Plaque supérieure		
						C	F	BOX	Poids	C	F	BOX
0	-	CA-SP0	CI-SP0	CA-DP0	CI-DP0	-	31,5	50	-	-	31,5	50
1	-	CA-SP1	CI-SP1	CA-DP1	CI-DP1	20	41	50	-	20	41	50
2	-	CA-SP2	CI-SP2	CA-DP2	CI-DP2	26	46	50	-	26	46	50
3	-	CA-SP3	CI-SP3	CA-DP3	CI-DP3	33	54	50	-	33	54	50
4	-	CA-SP4	CI-SP4	CA-DP4	CI-DP4	40	61	25	-	40	61	25
5	-	CA-SP5	CI-SP5	CA-DP5	CI-DP5	52	73	25	-	52	73	25
6	-	CA-SP6	CI-SP6	CA-DP6	CI-DP6	66	89	25	-	66	89	25